



J.R. Robson School ASSURANCE PLAN 2023-2024



Explore - Create - Achieve



Message from the Principal

Students come first at J.R. Robson School. Our school operates on the mantra of **Explore - Create - Achieve**. It is fully expected that students, teachers and parents work together to ensure each individual student's learning is maximized. Our school also believes that students must be prepared for the ever changing 21st century. J.R. Robson School strives to provide students with diverse learning opportunities supported with a technological focus. We want students to gain experiences that will help prepare them for their future profession. Through the provision of a robust learning environment, students will feel academic fulfillment and have fun in their education.

We endeavour to get our parents and our community involved to support student learning and programming. Meeting the educational needs of each student is a priority and takes a team effort. Through the collaborative effort of school staff, students, parents and our community, we can make certain that every student at our school realizes her or his potential and achieves all that is personally possible. Take the time to visit a school event and see for yourself the vibrant energy that is so evident.

We Are J. R. Robson School

Mission

At J.R. Robson School we are committed to a culture of embedding technology, literacy, engagement and wellness that produces continuous personal learning and development while becoming globally prepared citizens.

Mantra



Explore - Create - Achieve

Values

Student learning, growth and development is facilitated by our values of:

- Everyone will be treated with dignity and respect in a safe and caring environment
- Each student is an individual with individual needs
- Community partnerships are important
- Optimal learning occurs when it is engaging, meaningful and active

School Profile:




Students from grades 7-12



15 teachers & 7 support staff



Strong extracurricular programs



Wide range of academic offerings



Apprenticeship opportunities through the school

Results and Key Indicators Explained

The measures of the Priorities in this Assurance Plan are found in the Results and Key Indicators section. There are two main quantitative sources of information in addition to qualitative measures listed in the Anecdotal Evidence.


Alberta Education Assurance Measures is an Alberta Education administered survey that includes teachers, and the students/parents of grade 7 and 10 at JR Robson School. The graphs compare JR Robson School to all schools in the province.

OurSCHOOL Survey student survey measures 18 indicators based on the most recent research on school and classroom effectiveness. This report provides highlights based on data from 197 students in this school that participated in the survey between 2 Mar. 2023 and 6 Mar. 2023.

The number of students by grade level is:

- grade 7: 38 • grade 10: 30
- grade 8: 41 • grade 11: 33
- grade 9: 55

The results are compared with Canadian norms, which are based on last year's results from similar schools across the country.



Grade 10 Canoe Trip/Fort George Buckingham House



Oilers Day

PRIORITY ONE: Supporting Learning Success for All Students



Outcome: Students are prepared for the life after K-12

Strategies

Support and expand programming and robust learning experiences - in the classroom, online and in the community.

Facilitate the application of foundational knowledge about First Nations, Metis, and Inuit for all students.

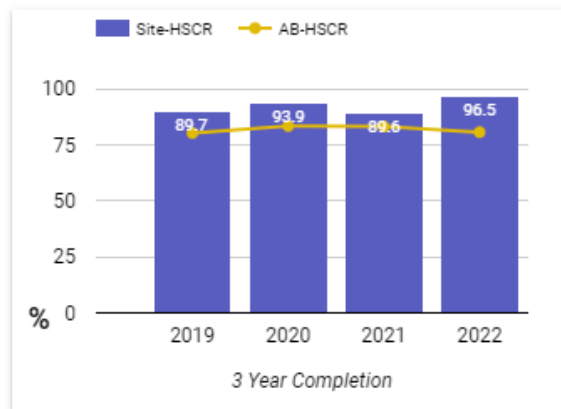
School Actions

Maximize student learning through incorporating unique learning opportunities to meet the individual needs of each student.

Develop targeted instructional programming and resources that will support student learning about Canadian First Nation, Metis and Inuit culture.

Results and Key Insights

Alberta Education Assurance Measures
Percentage of High school completion rate of students within three years of entering Grade 10.



Measures

Alberta Education Assurance Measures Stakeholder Survey Results

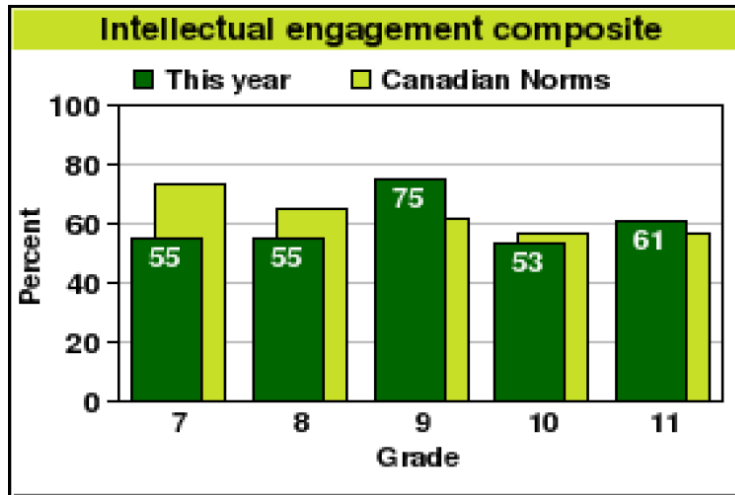
- Provincial Achievement Test / Diploma Exam Results
- High School Completion

Local

- OurSchool Survey:
 - o Expectations for success
 - o Effective learning time
 - o Intellectual engagement
- Anecdotal Evidence



OurSCHOOL Survey Results



Students who are intellectually engaged and find learning interesting, enjoyable, and relevant.

· 61% of students in this school are intellectually engaged. The Canadian norm for these grade levels is 63%.

Anecdotal Evidence

- ❖ Metis author visit by Christy Jordan-Fenton and Metis cultural presentation by Frances Whitford.
- ❖ Blue Quills field trips for staff and students.
- ❖ Development of lessons woven into all courses to focus on various areas of the First Nation, Metis, and Inuit culture
- ❖ Participation in National Day of Truth and Reconciliation and Orange Shirt Day learning.



Outcome: Students demonstrate strong numeracy and literacy skills.

Strategies

Support strong assessment and instructional practices to improve foundational literacy and numeracy skills.

Develop a data rich culture to support teachers in building students' literacy and numeracy skills across the curriculum.

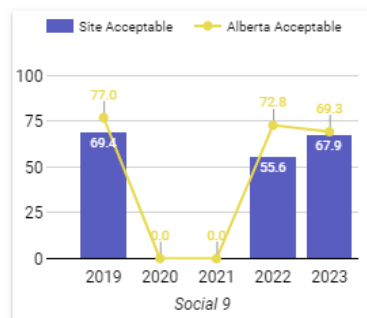
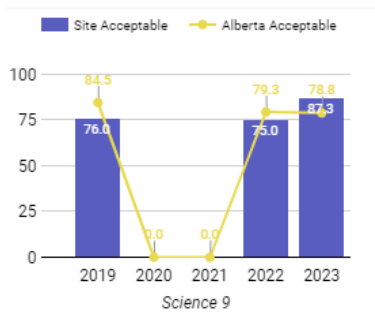
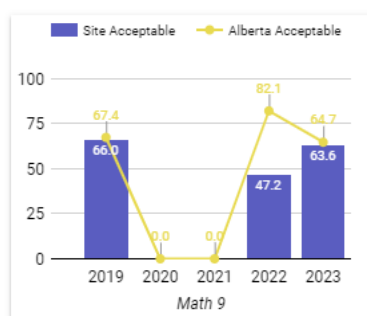
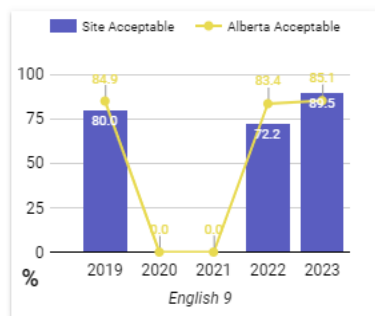
School Actions

School professional development plan that develops teacher assessment and instructional practices in literacy and numeracy across all grade and subject levels.

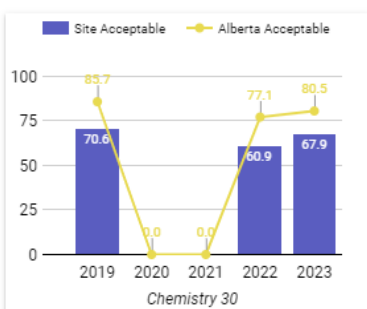
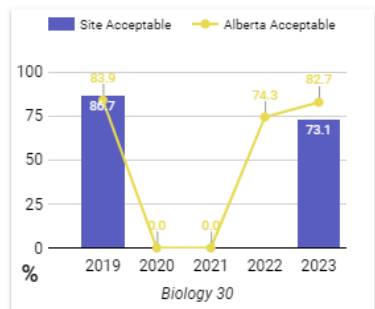
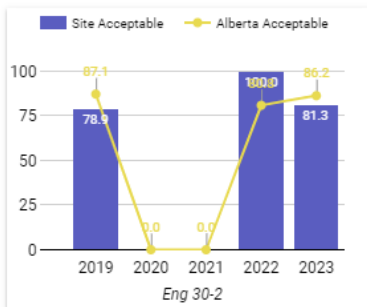
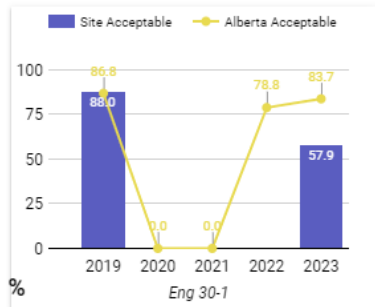
Results and Key Insights

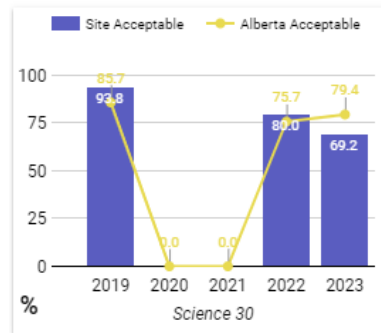
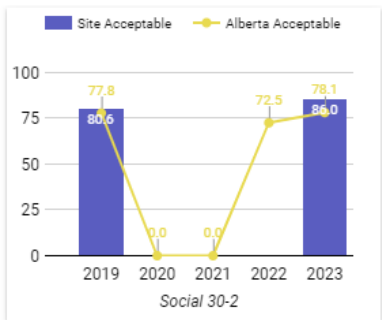
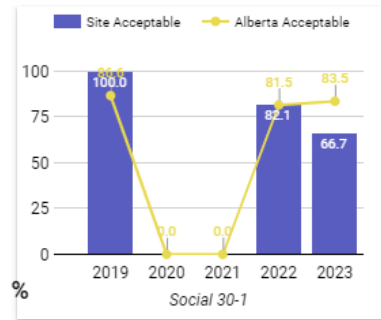
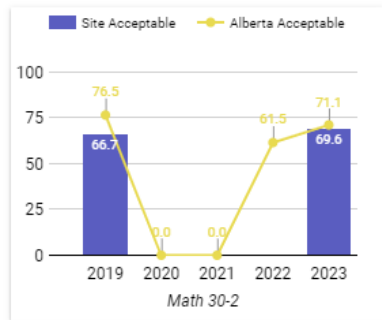
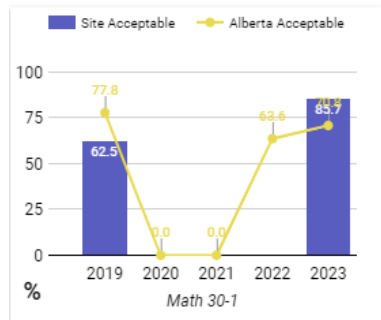
Alberta Education Assurance Measures

Provincial Achievement Test Results: Province vs JR Robson percentage of students reaching acceptable standard.



Provincial Diploma Exam Results: Province vs JR Robson percentage of students reaching acceptable standard.





Anecdotal Evidence

Professional development with:

- ❖ Lana Lane directly on increasing the literacy in our building.
- ❖ Anne Davies focusing on numeracy and assessment.

Outcome: Students have opportunities for rich learning experiences from highly effective staff.

Strategies

Align professional learning with educational research focused on building instructional leadership capacity and employing sound pedagogical practices.

Support strong digital citizenship through a technological rich infrastructure.

School Actions

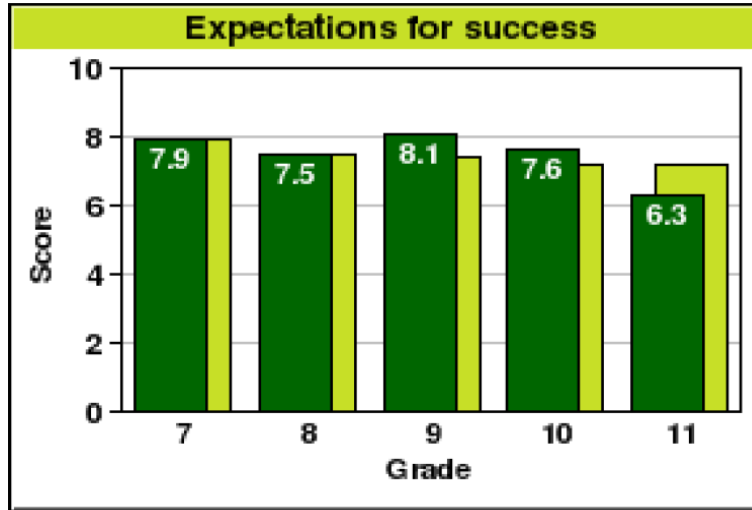
Staff and school professional development will align to create a shared responsibility by all staff for the success of all students.

Various technologies will continue to be woven into classroom instruction to support student learning.

Support students to understand the proper use of interactive software programs and multimedia sources.

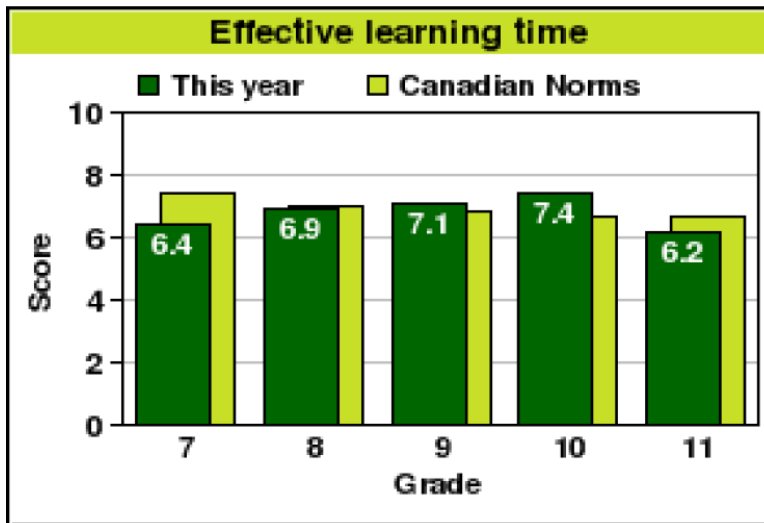
Results and Key Insights

OurSCHOOL Survey Results




The school staff emphasizes academic skills and hold high expectations for all students to succeed.

- ❖ In this school, students rated teachers' expectations for academic success 7.5 out of 10; the Canadian norm for these grades is 7.4.



Important concepts are taught well, class time is used




efficiently, and homework and evaluations support course objectives.

- ❖ In this school, students rated effective classroom learning time 6.8 out of 10; the Canadian norm for these grades is 6.9.

Anecdotal Evidence

As a school that utilizes technology as a tool for learning, students report that they are engaged and class time is used efficiently.

Assurance Domains: Student Growth and Achievement, Teaching and Leading, Learning Supports, Governance.



Mr. Campbell - Grade 7 Outdoor Ed learning about compasses

PRIORITY TWO: Fostering Safe and Caring Learning Environments



Outcome: Students learn in inclusive spaces that are welcoming and caring.

Measures

Provincial

- Welcoming, Caring, Respectful, and Safe Environments
- Access to Support and Services

Local

- OurSchool Survey:
 - Students with positive self-esteem
 - Positive teacher-student relations
- Anecdotal Evidence

Strategies

Ensure all students are valued, safe, and have their diverse needs met.


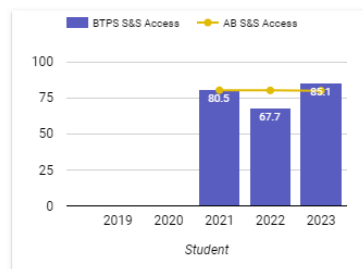

School Action

Foster healthy relationships by having resources in place and provide staff training that support staff and student emotional, social and educational needs.

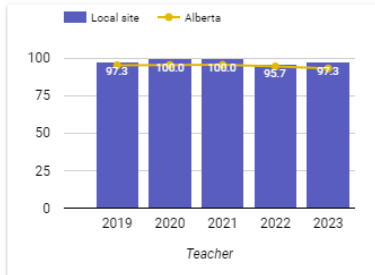
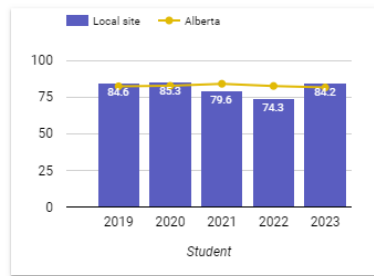
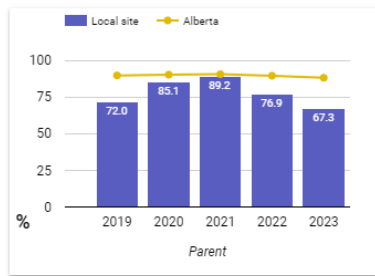
Results and Key Insights

Alberta Education Assurance Measures

The percentage of teachers, parents and students who agree that students have access to the appropriate support and services at school.



Percentage of teacher, parent and student agreement: that students are safe at school, are learning the importance of caring for others, are learning respect for others and are treated fairly in school.



Anecdotal Evidence

- ❖ VIBE programming in health and CALM classes.
- ❖ Social Emotional Coach available for students in our building with increasing involvement for students needing to build mental health.
- ❖ Alberta Health Services provide information and education to students about healthy living.
- ❖ Designated teaching positions to Inclusive Learning and academic counseling.

Outcome: Students and staff health and wellness are supported.

Strategies

Build staff and student capacity for engaging in healthy, respectful relationships, and interactions with others.

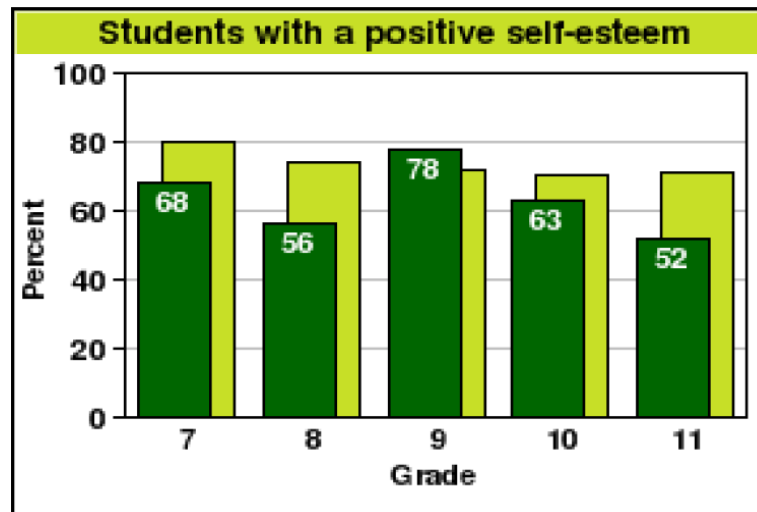
Provide student health and wellness support through a continuum of support models.

School Actions

A dynamic school wellness plan will be developed so that it continually adapts to meet the needs of all individuals in our school.

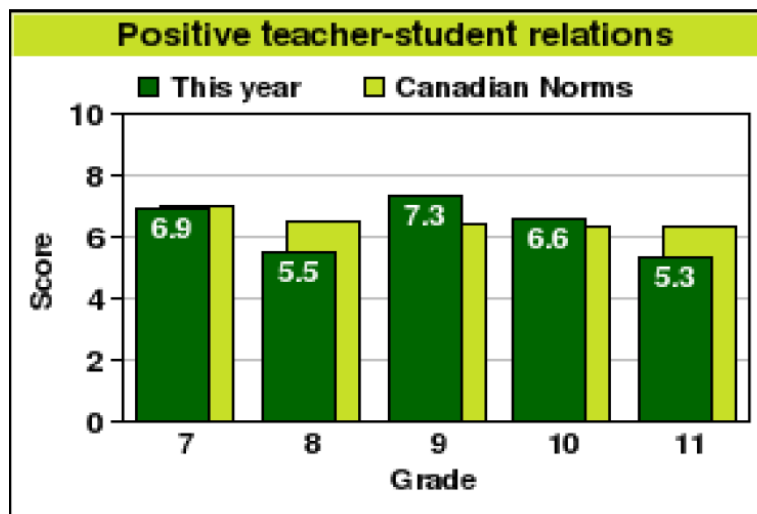
Results and Key Insights

OurSCHOOL Survey Results



Students who like and accept themselves, and are proud of their accomplishments.

- ❖ 65% of students in this school had high self-esteem; the Canadian norm for these grades is 73%.



Students who feel teachers are responsive to their needs, and encourage independence with a democratic approach.

- ❖ In this school, positive teacher-student relations were rated 6.4 out of 10; the Canadian norm for these grades is 6.5.

Anecdotal Evidence

- ❖ 50 students are involved in our Students' Union which develops a yearly plan of activities for all staff and students
- ❖ 99% of students involved in our activities throughout the 2022-23 school year
- ❖ staff wellness committee promotes healthy staff



interactions
❖ Active student lead Diversity Club

Assurance Domains: Learning Supports, Local and Societal Context, Governance.



Careers Next Generation - Grade 10 CALM

PRIORITY THREE: Building Strong Collaborations



Outcome: Students benefit from strong collaborations with families, our rural communities, and external partners.

Strategies

Support and foster learning partnerships that enhance and strengthen learning opportunities.

Continue to enhance collaboration across the division, with communities and with parents/guardians.

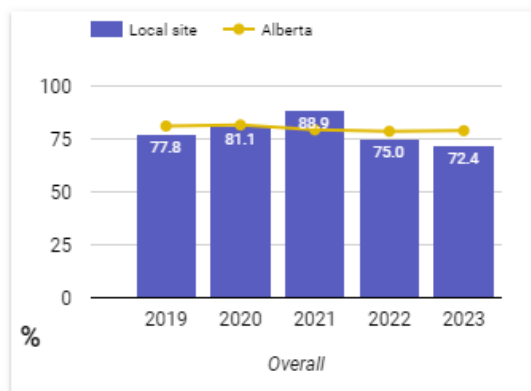
School Action

Partnerships with community organizations and academic institutions will continue to be developed to support student learning, programming and health at JR Robson School.

Results and Key Insights

Alberta Education Assurance Measures

Percentage of teachers and parents satisfied with parental involvement in decisions about their child's education,



Measures

Provincial

- Parental Involvement

Local

- School Council Yearly Reports



Anecdotal Evidence

Parental involvement activities include:
planning of Graduation ceremonies
coaching our extracurricular sports
supervising and supporting school events
School Council and Friends of JR Robson Society

Community involvement to enhance programming and provide supports to our student include:

- Alberta Health Services RCMP
- Lions Club Rotary Club
- Lakeland College Vermilion Legion
- VIBE
- Local business supporting RAP and Work Experience

Assurance Domains: Learning Supports, Local and Societal Context, Governance.



Remembrance Day Ceremony - Grade 10 students