



J.R. Robson School ASSURANCE PLAN 2024-2025



Explore - Create - Achieve



Message from the Principal

At J.R. Robson School, our students are always our top priority. Guided by the mantra *Explore - Create - Achieve*, we are committed to providing an environment where students excel. We believe that collaboration between students, teachers, and parents is key to maximizing each student's learning experience.

As we prepare students for the evolving 21st-century world, we emphasize diverse learning opportunities with a strong focus on technology. Our goal is to equip students with the skills and experiences they need to succeed in their future careers. We aim to create an engaging and dynamic learning atmosphere where students not only achieve academic success but also enjoy their educational journey.

We also value the involvement of parents and our community in supporting student learning and school programs. Meeting the unique educational needs of each student is a shared responsibility that takes teamwork. Together, staff, students, parents, and the community can ensure that every student at J.R. Robson reaches their full potential and achieves their goals.

I encourage you to join us at a school event and witness the vibrant energy and enthusiasm that make our school a special place for learning. Let's work together to build a bright future for our students!

We Are J. R. Robson School

Mission

At J.R. Robson School we are committed to a culture of embedding technology, literacy, engagement and wellness that produces continuous personal learning and development while becoming globally prepared citizens.

Mantra



Explore - Create - Achieve

Values

Student learning, growth and development is facilitated by our values of:

- Everyone will be treated with dignity and respect in a safe and caring environment
- Each student is an individual with individual needs

- Community partnerships are important
- Optimal learning occurs when it is engaging, meaningful and active

School Profile:




Students from grades 7-12



13 teachers & 10 support staff



Strong extracurricular programs



Wide range of academic offerings



Apprenticeship opportunities through the school

Results and Key Indicators Explained

The measures of the Priorities in this Assurance Plan are found in the Results and Key Indicators section. There are two main quantitative sources of information in addition to qualitative measures listed in the Anecdotal Evidence.

Alberta Education Assurance Measures is an Alberta Education administered survey that includes teachers, and the students/parents of grade 7 and 10 at JR Robson School. The graphs compare JR Robson School to all schools in the province.

OurSCHOOL Survey student survey measures 18 indicators based on the most recent research on school and classroom effectiveness. This report provides highlights based on data from 197 students in this school that participated in the survey in March of 2024.

The number of students by grade level is:

- grade 7: 38
- grade 8: 33
- grade 9: 39
- grade 10: 46
- grade 11: 54

The results are compared with Canadian norms, which are based on last year's results from similar schools across the country.



Grade 7 Outdoor Education



Oilers Day

PRIORITY ONE: Supporting Learning Success for All Students



Outcome: Students are prepared for the life after K-12

Strategies

Support and expand programming and robust learning experiences - in the classroom, online and in the community.

Facilitate the application of foundational knowledge about First Nations, Metis, and Inuit for all students.

School Actions

Maximize student learning through incorporating unique learning opportunities to meet the individual needs of each student.

Develop targeted instructional programming and resources that will support student learning about Canadian First Nation, Metis and Inuit culture.

Results and Key Insights

Alberta Education Assurance Measures
Percentage of High school completion rate of students within three years of entering Grade 10.



Measures

Alberta Education Assurance Measures Stakeholder Survey Results

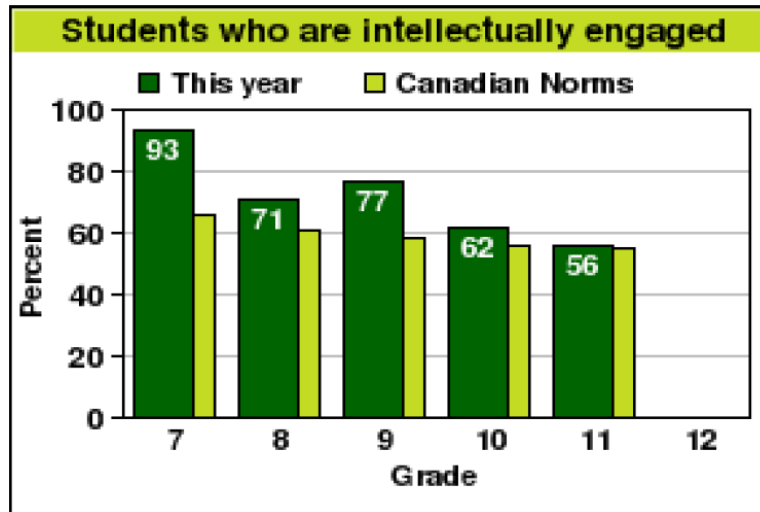
- Provincial Achievement Test / Diploma Exam Results
- High School Completion

Local

- OurSchool Survey:
 - Expectations for success
 - Effective learning time
 - Intellectual engagement
- Anecdotal Evidence



OurSCHOOL Survey Results



Students who are intellectually engaged and find learning interesting, enjoyable, and relevant.

· 71% of students in this school are intellectually engaged. The Canadian norm for these grade levels is 59%.

Anecdotal Evidence

- ❖ Metis author visit by Christy Jordan-Fenton and Metis cultural presentation by Frances Whitford.
- ❖ Blue Quills field trips for staff and students.
- ❖ Development of lessons woven into all courses to focus on various areas of the First Nation, Metis, and Inuit culture
- ❖ Participation in National Day of Truth and Reconciliation and Orange Shirt Day learning.



Outcome: Students demonstrate strong numeracy and literacy skills.

Strategies

Support strong assessment and instructional practices to improve foundational literacy and numeracy skills.

Develop a data rich culture to support teachers in building students' literacy and numeracy skills across the curriculum.

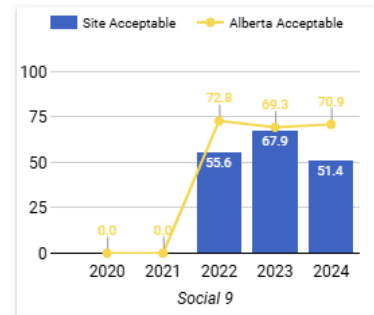
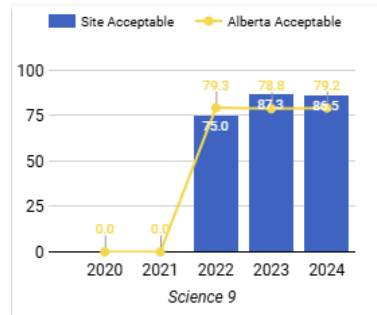
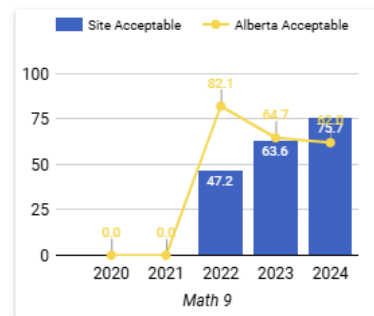
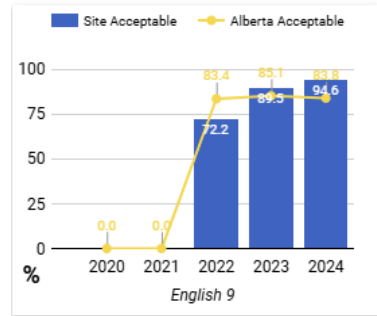
School Actions

School professional development plan that develops teacher assessment and instructional practices in literacy and numeracy across all grade and subject levels.

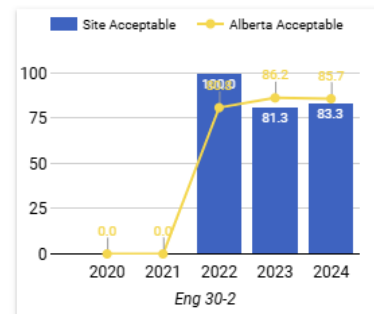
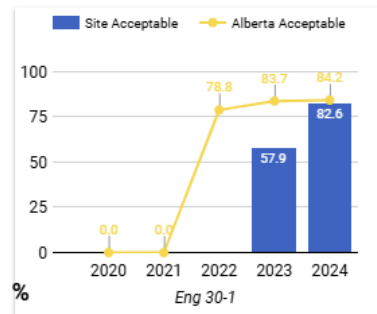
Results and Key Insights

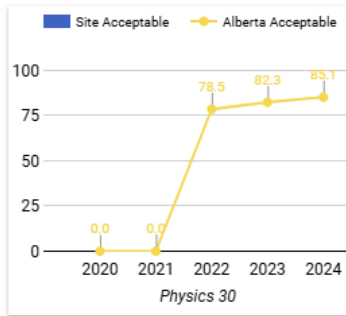
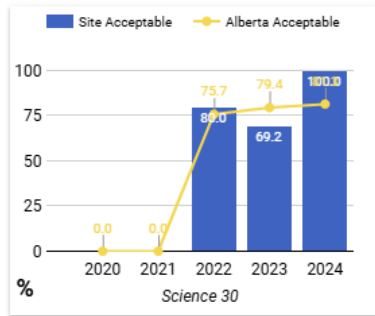
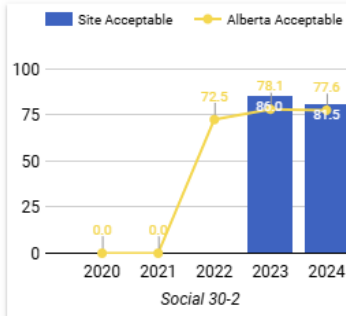
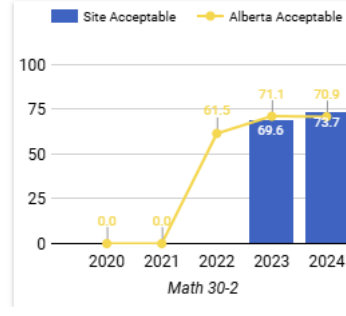
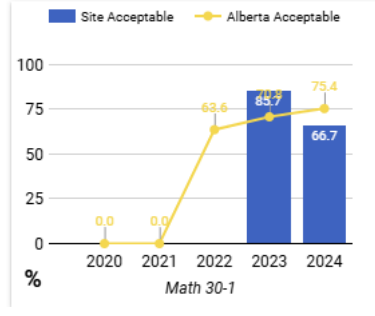
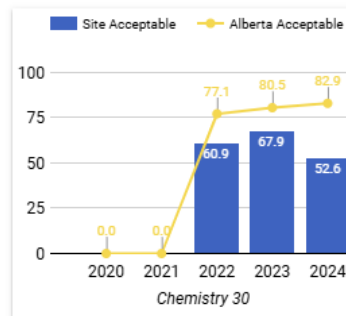
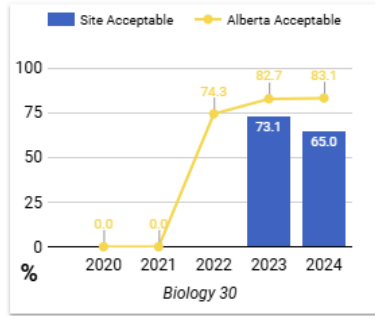
Alberta Education Assurance Measures

Provincial Achievement Test Results: Province vs JR Robson percentage of students reaching acceptable standard.



Provincial Diploma Exam Results: Province vs JR Robson percentage of students reaching acceptable standard.





Anecdotal Evidence

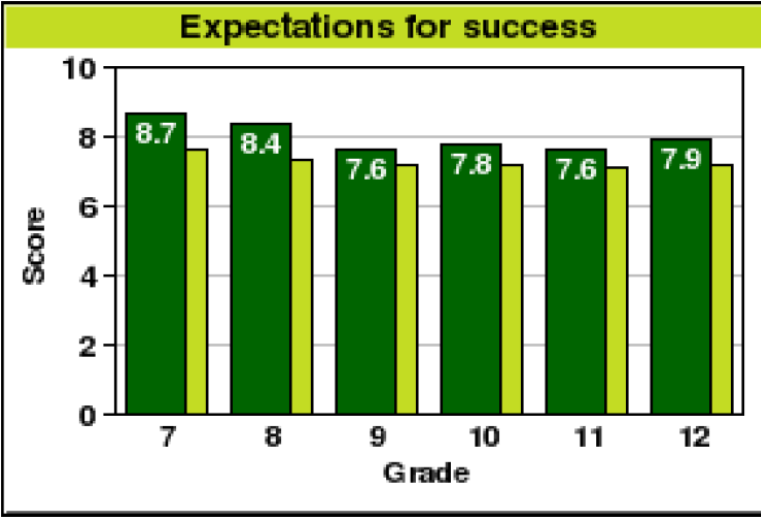

Professional development with:

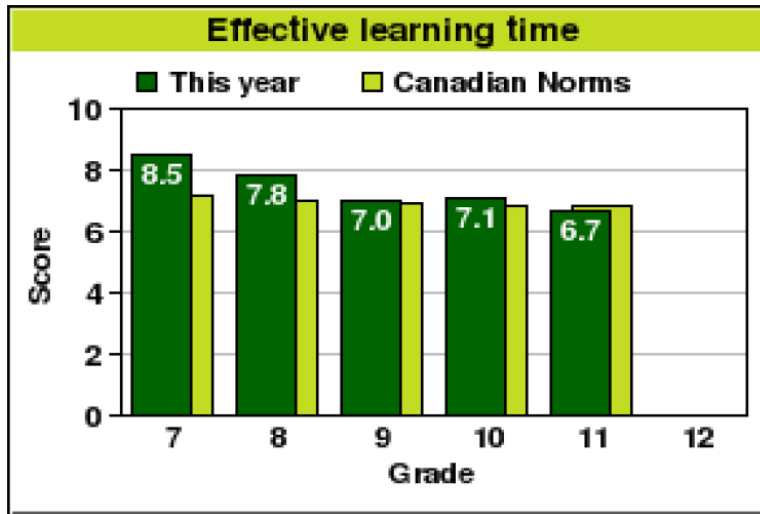
- ❖ Lana Lane directly on increasing the literacy in our building.
- ❖ Anne Davies focusing on numeracy and assessment.

Outcome: Students have opportunities for rich learning experiences from highly effective staff.

Strategies

Align professional learning with educational research focused on building instructional leadership capacity

	<p>and employing sound pedagogical practices.</p> <hr/> <p>Support strong digital citizenship through a technological rich infrastructure.</p>	
<p>School Actions</p>	<p>Staff and school professional development will align to create a shared responsibility by all staff for the success of all students.</p> <p>Various technologies will continue to be woven into classroom instruction to support student learning.</p> <p>Support students to understand the proper use of interactive software programs and multimedia sources.</p>	
<p>Results and Key Insights</p>	<p>OurSCHOOL Survey Results</p>  <p>The school staff emphasizes academic skills and hold high expectations for all students to succeed.</p> <ul style="list-style-type: none"> ❖ In this school, students rated teachers' expectations for academic success 8 out of 10; the Canadian norm for these grades is 7.3. 	



Important concepts are taught well, class time is used efficiently, and homework and evaluations support course objectives.

- ❖ In this school, students rated effective classroom learning time 7.4 out of 10; the Canadian norm for these grades is 6.9.

Anecdotal Evidence

As a school that utilizes technology as a tool for learning, students report that they are engaged and class time is used efficiently.

Assurance Domains: Student Growth and Achievement, Teaching and Leading, Learning Supports, Governance.

PRIORITY TWO: Fostering Safe and Caring Learning Environments




Outcome: Students learn in inclusive spaces that are welcoming and caring.

Measures

Provincial

- Welcoming, Caring, Respectful, and Safe Environments

<p>Strategies</p>	<p>Ensure all students are valued, safe, and have their diverse needs met.</p>	<ul style="list-style-type: none"> • Access to Support and Services 																																																																											
<p>School Action</p>	<p>Foster healthy relationships by having resources in place and provide staff training that support staff and student emotional, social and educational needs.</p>	<p>Local</p> <ul style="list-style-type: none"> • OurSchool Survey: <ul style="list-style-type: none"> o Students with positive self-esteem o Positive teacher-student relations • Anecdotal Evidence 																																																																											
<p>Results and Key Insights</p>	<p>Alberta Education Assurance Measures</p> <p>The percentage of teachers, parents and students who agree that students have access to the appropriate support and services at school.</p> <div data-bbox="397 615 1153 951"> <table border="1"> <caption>Parent Agreement Data</caption> <thead> <tr> <th>Year</th> <th>BTPS S&S Access (%)</th> <th>AB S&S Access (%)</th> </tr> </thead> <tbody> <tr> <td>2021</td> <td>72.0</td> <td>~80</td> </tr> <tr> <td>2022</td> <td>53.8</td> <td>~78</td> </tr> <tr> <td>2023</td> <td>45.3</td> <td>~76</td> </tr> <tr> <td>2024</td> <td>61.0</td> <td>~75</td> </tr> </tbody> </table> <table border="1"> <caption>Student Agreement Data</caption> <thead> <tr> <th>Year</th> <th>BTPS S&S Access (%)</th> <th>AB S&S Access (%)</th> </tr> </thead> <tbody> <tr> <td>2021</td> <td>80.5</td> <td>~80</td> </tr> <tr> <td>2022</td> <td>67.7</td> <td>~80</td> </tr> <tr> <td>2023</td> <td>85.1</td> <td>~80</td> </tr> <tr> <td>2024</td> <td>87.5</td> <td>~80</td> </tr> </tbody> </table> </div> <div data-bbox="397 968 927 1381"> <table border="1"> <caption>Teacher Agreement Data</caption> <thead> <tr> <th>Year</th> <th>BTPS S&S Access (%)</th> <th>AB S&S Access (%)</th> </tr> </thead> <tbody> <tr> <td>2021</td> <td>96.9</td> <td>~95</td> </tr> <tr> <td>2022</td> <td>95.7</td> <td>~95</td> </tr> <tr> <td>2023</td> <td>98.7</td> <td>~95</td> </tr> <tr> <td>2024</td> <td>95.7</td> <td>~95</td> </tr> </tbody> </table> </div> <p>Percentage of teacher, parent and student agreement: that students are safe at school, are learning the importance of caring for others, are learning respect for others and are treated fairly in school.</p> <div data-bbox="397 1535 1159 1871"> <table border="1"> <caption>Parent Agreement Data (Local vs Alberta)</caption> <thead> <tr> <th>Year</th> <th>Local site (%)</th> <th>Alberta (%)</th> </tr> </thead> <tbody> <tr> <td>2021</td> <td>89.2</td> <td>~90</td> </tr> <tr> <td>2022</td> <td>76.9</td> <td>~90</td> </tr> <tr> <td>2023</td> <td>67.3</td> <td>~90</td> </tr> <tr> <td>2024</td> <td>76.7</td> <td>~90</td> </tr> </tbody> </table> <table border="1"> <caption>Student Agreement Data (Local vs Alberta)</caption> <thead> <tr> <th>Year</th> <th>Local site (%)</th> <th>Alberta (%)</th> </tr> </thead> <tbody> <tr> <td>2021</td> <td>79.6</td> <td>~80</td> </tr> <tr> <td>2022</td> <td>74.3</td> <td>~80</td> </tr> <tr> <td>2023</td> <td>84.2</td> <td>~80</td> </tr> <tr> <td>2024</td> <td>92.6</td> <td>~80</td> </tr> </tbody> </table> </div>	Year	BTPS S&S Access (%)	AB S&S Access (%)	2021	72.0	~80	2022	53.8	~78	2023	45.3	~76	2024	61.0	~75	Year	BTPS S&S Access (%)	AB S&S Access (%)	2021	80.5	~80	2022	67.7	~80	2023	85.1	~80	2024	87.5	~80	Year	BTPS S&S Access (%)	AB S&S Access (%)	2021	96.9	~95	2022	95.7	~95	2023	98.7	~95	2024	95.7	~95	Year	Local site (%)	Alberta (%)	2021	89.2	~90	2022	76.9	~90	2023	67.3	~90	2024	76.7	~90	Year	Local site (%)	Alberta (%)	2021	79.6	~80	2022	74.3	~80	2023	84.2	~80	2024	92.6	~80	
Year	BTPS S&S Access (%)	AB S&S Access (%)																																																																											
2021	72.0	~80																																																																											
2022	53.8	~78																																																																											
2023	45.3	~76																																																																											
2024	61.0	~75																																																																											
Year	BTPS S&S Access (%)	AB S&S Access (%)																																																																											
2021	80.5	~80																																																																											
2022	67.7	~80																																																																											
2023	85.1	~80																																																																											
2024	87.5	~80																																																																											
Year	BTPS S&S Access (%)	AB S&S Access (%)																																																																											
2021	96.9	~95																																																																											
2022	95.7	~95																																																																											
2023	98.7	~95																																																																											
2024	95.7	~95																																																																											
Year	Local site (%)	Alberta (%)																																																																											
2021	89.2	~90																																																																											
2022	76.9	~90																																																																											
2023	67.3	~90																																																																											
2024	76.7	~90																																																																											
Year	Local site (%)	Alberta (%)																																																																											
2021	79.6	~80																																																																											
2022	74.3	~80																																																																											
2023	84.2	~80																																																																											
2024	92.6	~80																																																																											



Anecdotal Evidence

- ❖ VIBE programming in health and CALM classes.
- ❖ Social Emotional Coach available for students in our building with increasing involvement for students needing to build mental health.
- ❖ Alberta Health Services provide information and education to students about healthy living.
- ❖ Designated teaching positions to Inclusive Learning and academic counseling.

Outcome: Students and staff health and wellness are supported.

Strategies

Build staff and student capacity for engaging in healthy, respectful relationships, and interactions with others.

Provide student health and wellness support through a continuum of support models.

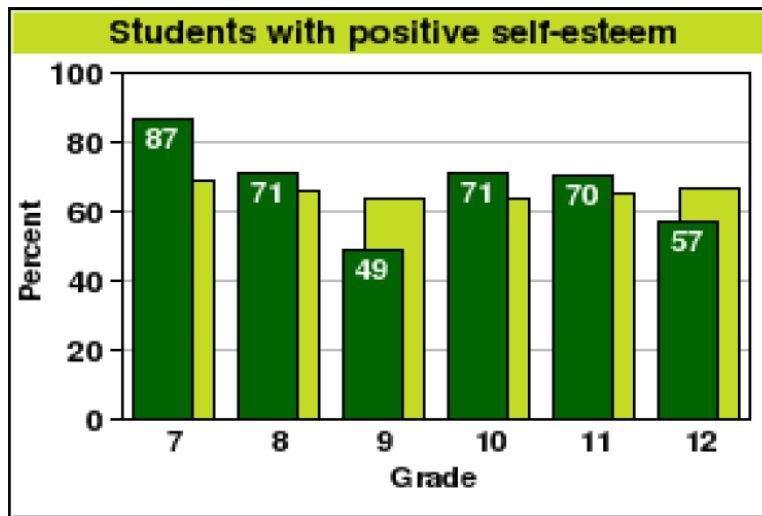
School Actions

A dynamic school wellness plan will be developed so that it continually adapts to meet the needs of all individuals in our school.

Results and Key Insights

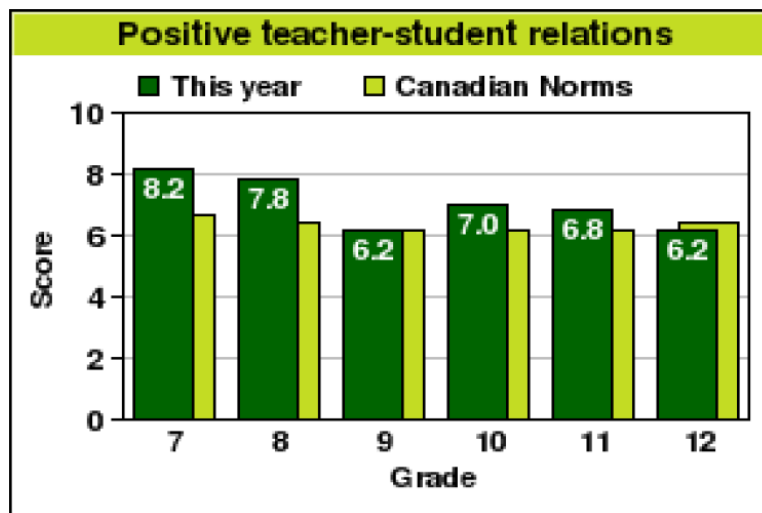
OurSCHOOL Survey Results





Students who like and accept themselves, and are proud of their accomplishments.

- ❖ 68% of students in this school had high self-esteem; the Canadian norm for these grades is 66%.



Students who feel teachers are responsive to their needs, and encourage independence with a democratic approach.

- ❖ In this school, positive teacher-student relations were rated 7.0 out of 10; the Canadian norm for these grades is 6.3.

Anecdotal Evidence

- ❖ 50 students are involved in our Students' Union which develops a yearly plan of activities for all staff and students
- ❖ 99% of students involved in our activities throughout the 2023-24 school year
- ❖ staff wellness committee promotes healthy staff interactions
- ❖ Active student lead Diversity Club

Assurance Domains: Learning Supports, Local and Societal Context, Governance.



Wipebooks Grade 8 Mathematics - Mrs. Barnes

PRIORITY THREE: Building Strong Collaborations



Outcome: Students benefit from strong collaborations with families, our rural communities, and external partners.

Measures

Provincial

- Parental Involvement

Local

- School Council Yearly Reports

Strategies

Support and foster learning partnerships that enhance and strengthen learning opportunities.

Continue to enhance collaboration across the division, with communities and with parents/guardians.

School Action

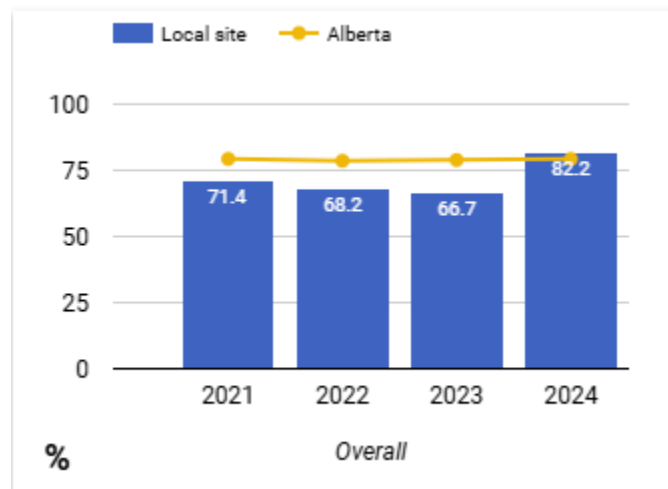
Partnerships with community organizations and academic institutions will continue to be developed to support student learning, programming and health at JR Robson School.



Results and Key Insights

Alberta Education Assurance Measures

Percentage of teachers and parents satisfied with parental involvement in decisions about their child's education,



Anecdotal Evidence

Parental involvement activities include:
 planning of Graduation ceremonies
 coaching our extracurricular sports
 supervising and supporting school events
 School Council and Friends of JR Robson Society

Community involvement to enhance programming and provide supports to our student include:
Alberta Health Services RCMP
Lions Club Rotary Club
Lakeland College Vermilion Legion
VIBE
Local business supporting RAP and Work Experience

Assurance Domains: Learning Supports, Local and Societal Context, Governance.

Senior High Boys Volleyball

